

2010 Pro Bono Conference

The **Big Picture Perspective** on
The Need,
The Delivery System,
& Pressing Issues

October 12, 2010



Welcome!

- ☐ Bill Hebert, President, State Bar of California Board of Governors
- ☐ Who is here today?



Overview for the Day

- ☐ Plenary
- ☐ Breakout Sessions
- ☐ Pro Bono Fair and Lunch
- ☐ Reception



Structure for the Sessions

- ☐ NOT trainings or panels
- ☐ *Proactive* Strategic Planning
- ☐ **Requires** group discussion and individual participation
- ☐ Notes will be shared on CProBono.org



Put on Your Thinking Caps!



The Need in California

*Poverty is a veil
that obscures the
face of greatness.*

~ Kahlil Gibran



The Need in California

- ❑ 6.4 million Californians at or below the IOLTA financial requirements
- ❑ 12 million at or below the LSC limits
- ❑ One in five children



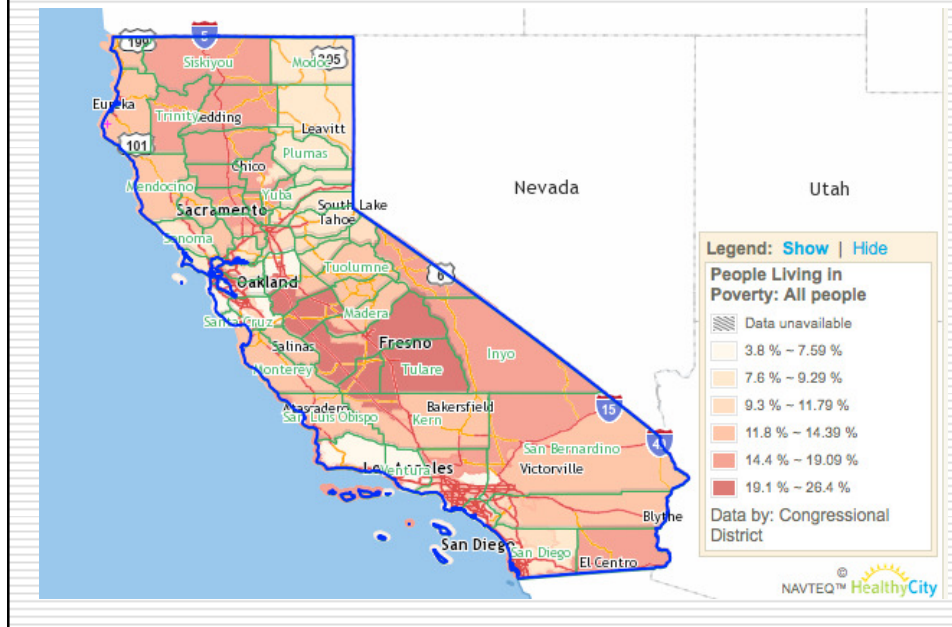
The Need in California



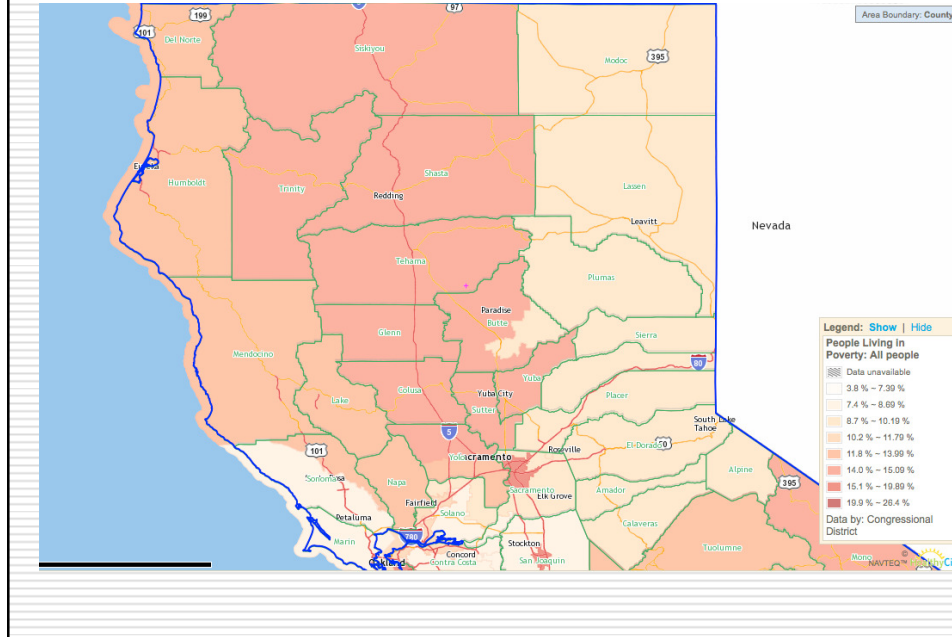
2010 HHS Poverty Guidelines

Size of Family Unit	125% IOLTA Eligibility	200% LSC Eligibility
1	\$13,538	\$19,600
2	\$18,175	\$26,400
3	\$22,888	\$36,620
4	\$27,562	\$44,100
5	\$32,238	\$51,580
6	\$36,913	\$59,060
7	\$41,588	\$66,540
8	\$46,263	\$74,020

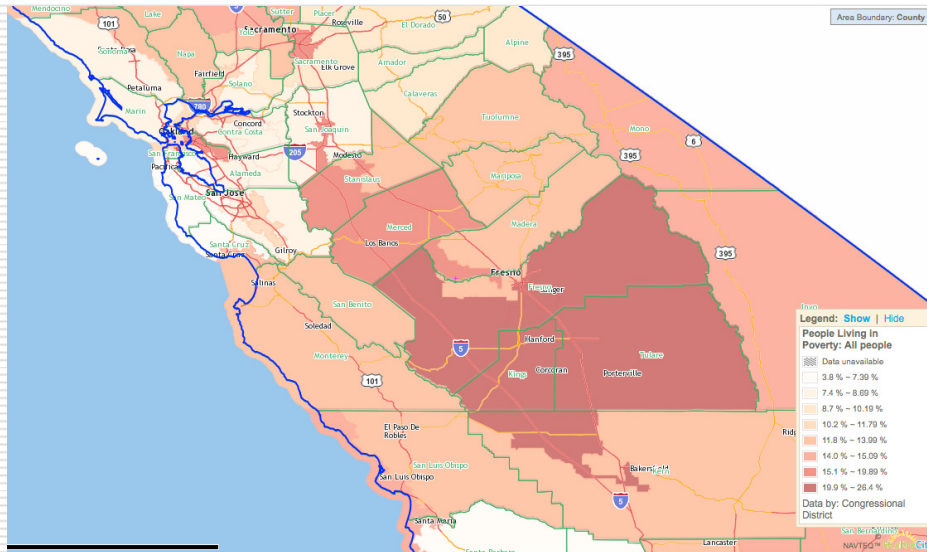
Poverty Density in California



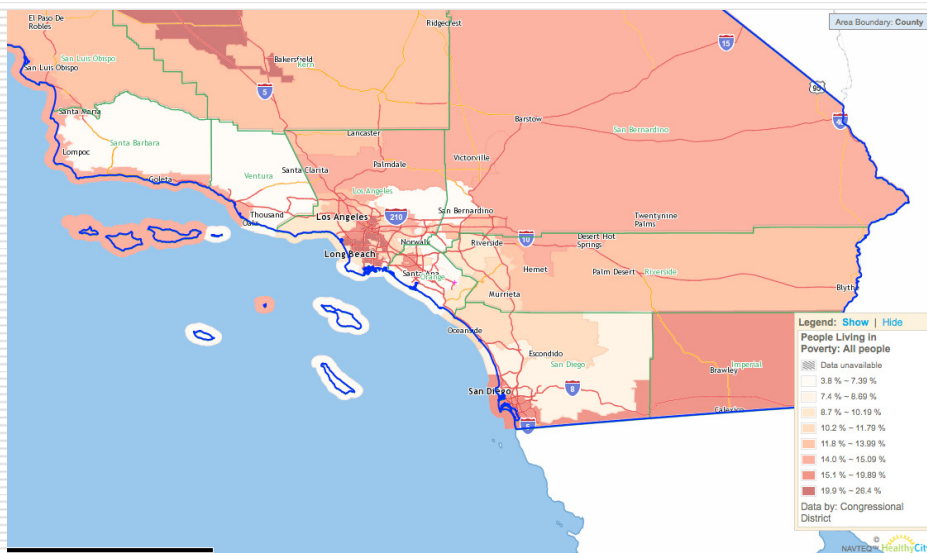
Northern California – Poverty Density



Central California – Poverty Density



Southern California – Poverty Density



The Need: Special Populations

□ CA Seniors: < 200% of poverty

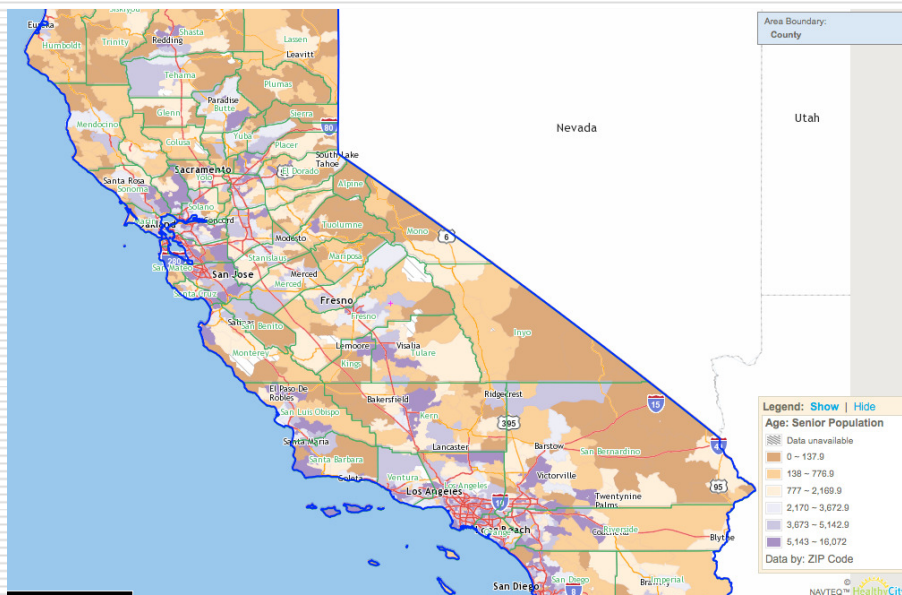
- 60.3% of single seniors
- 57.5% of senior couples



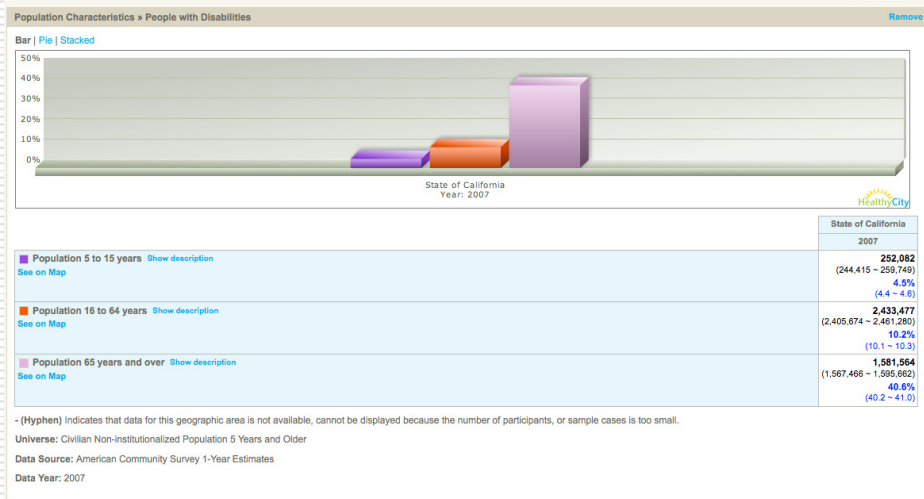
□ Projected population growth of 154% between 2000 and 2040.

- Over 6 million to over 12 million

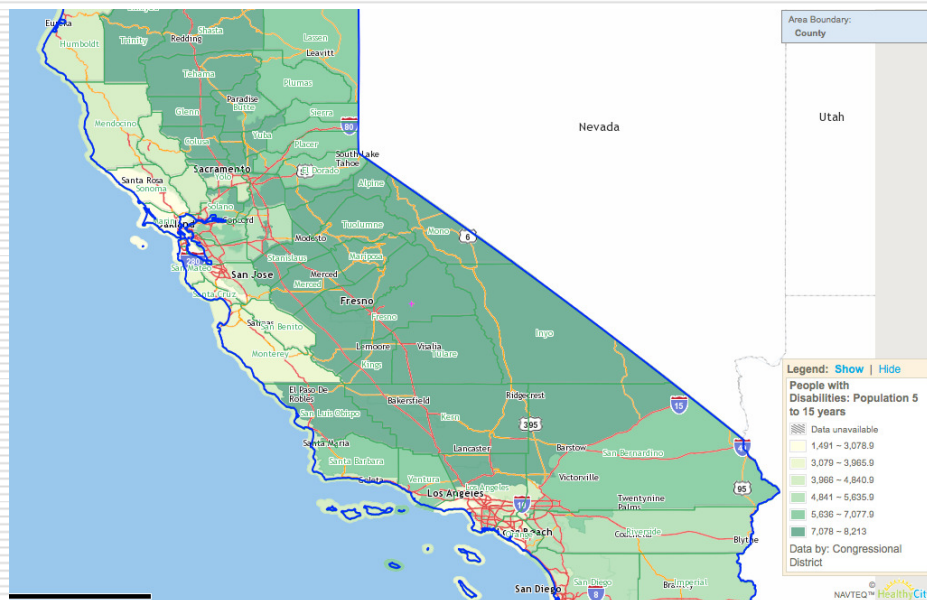
Seniors in California – Population Numbers



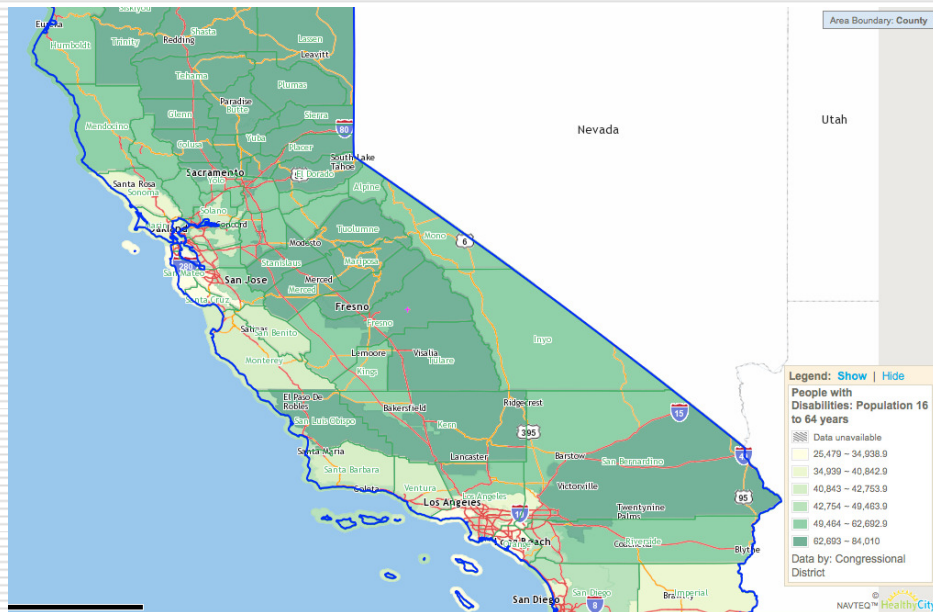
The Need: Persons with Disabilities



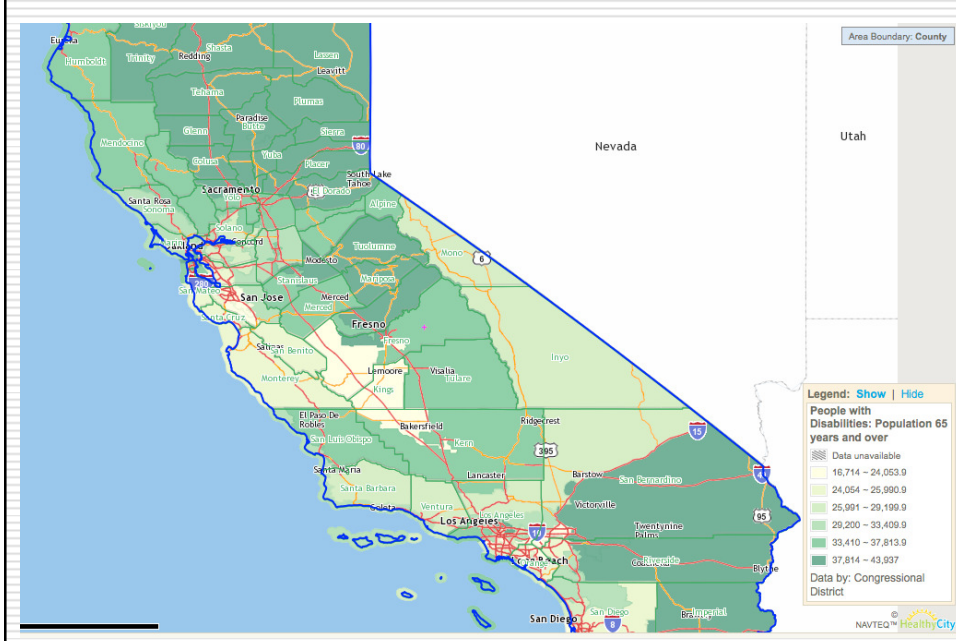
Persons with Disabilities - Children



Persons with Disabilities - Adults




Persons with Disabilities - Seniors

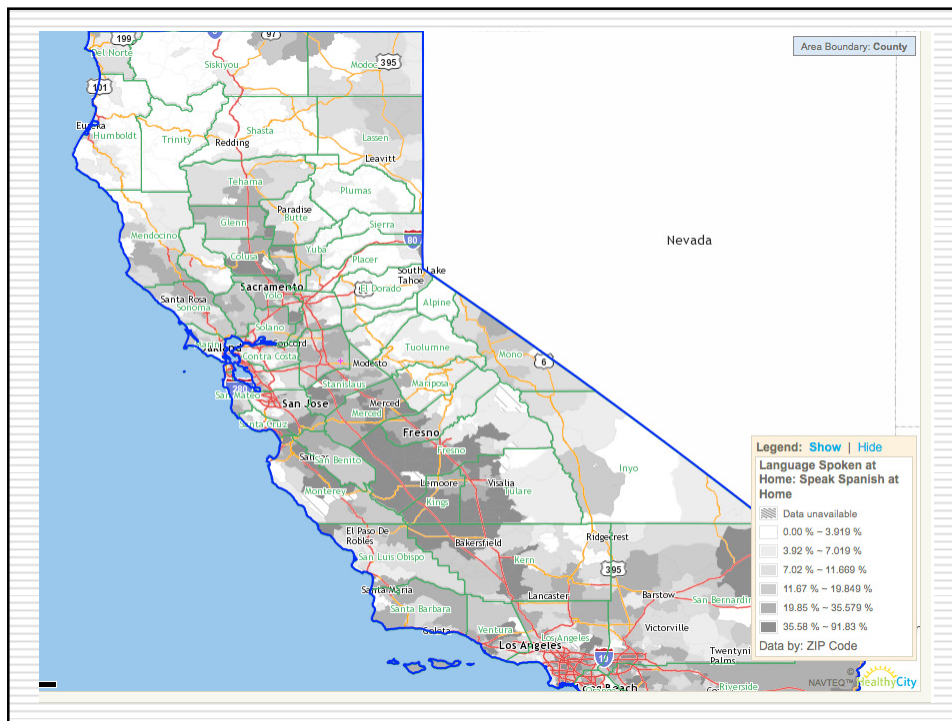


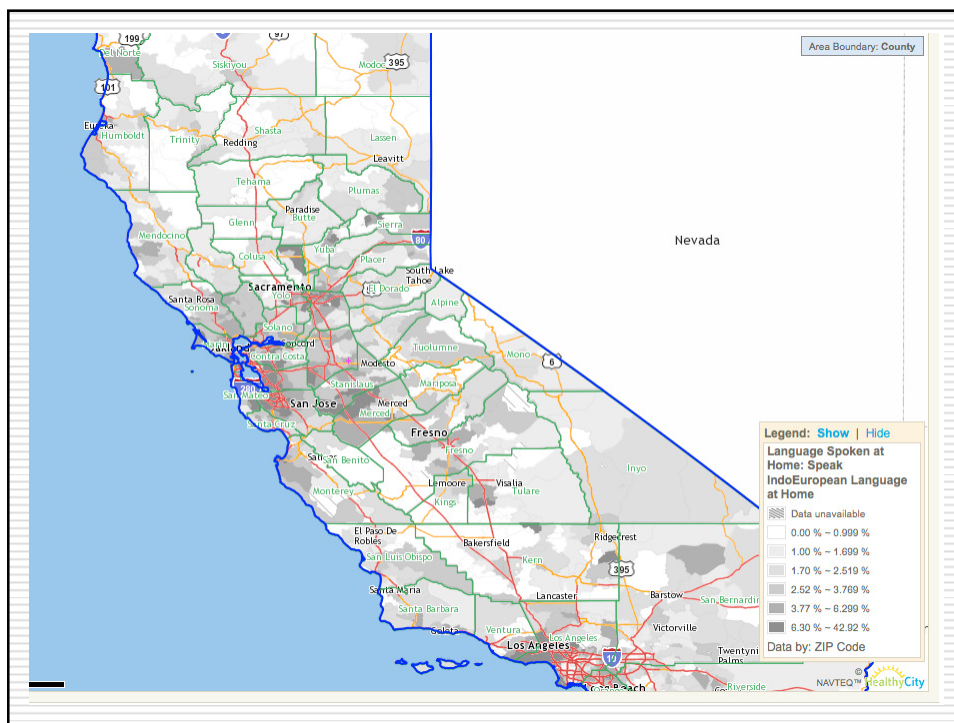
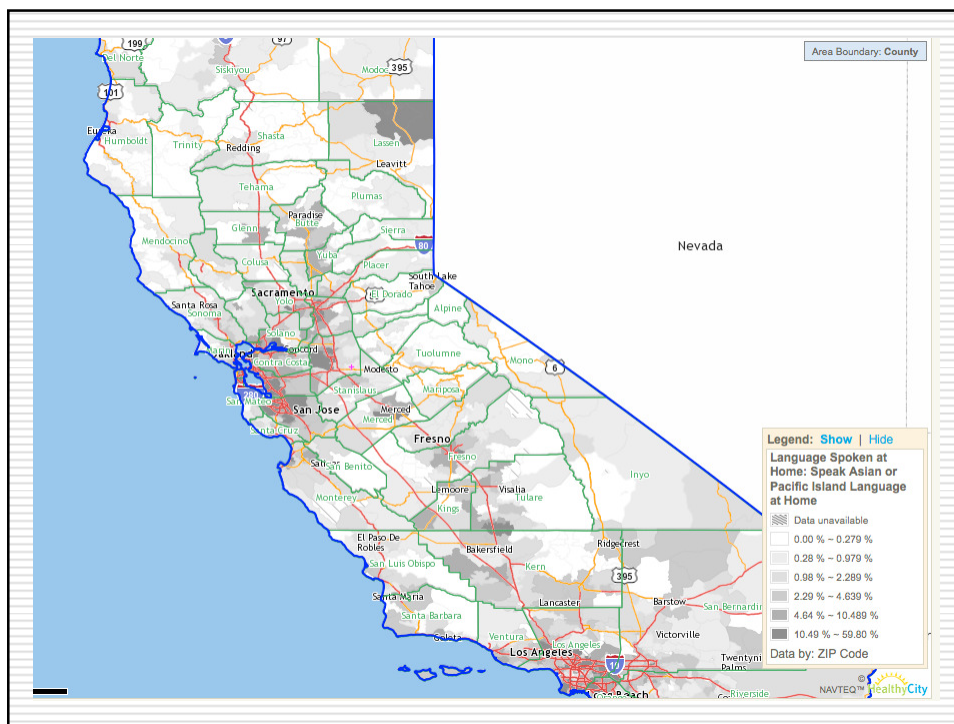
The Need: Language Access

- More than 4 million households are “linguistically isolated”
- 40% speak language other than English at home
- More than 220 languages




The most terrifying words in the English language are: I'm from the government and I'm here to help.
- Ronald Reagan





The Need: Rural Californians

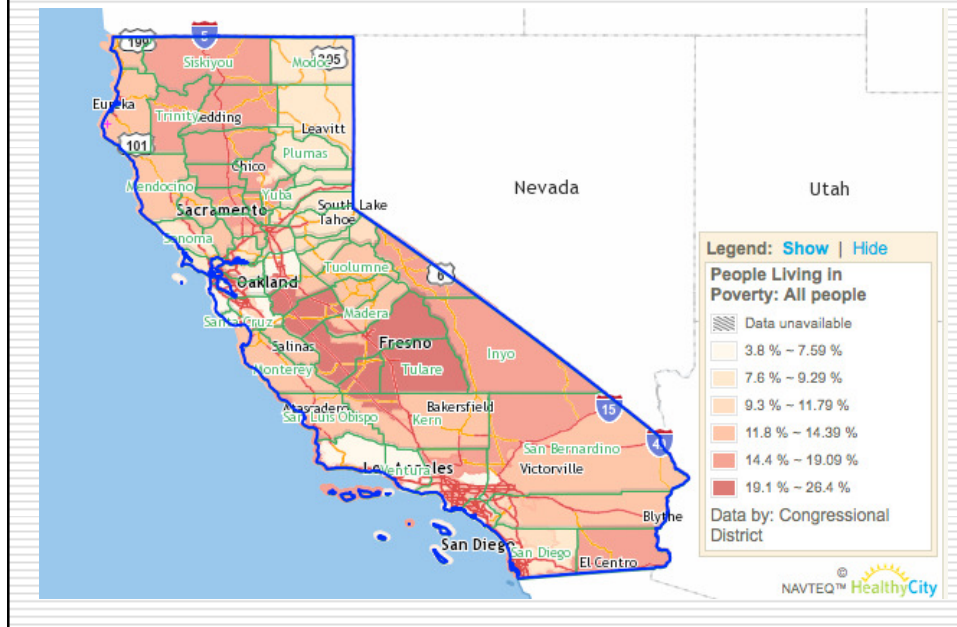
- ❑ Rural CA = 76% of the state
- ❑ More than 7% of the total population
- ❑ 1.6 million eligible for legal services



*Isolation is the sum total of
wretchedness to a man.*
--Thomas Carlyle

County	Population	Area (in square miles)	Poverty-Level Population %	Minority Population %
Tulare	430,974	4,844	20.9	62.6
Fresno	923,052	5,998	19.8	63.6
Del Norte	29,207	1,003	19.2	31.7
Imperial	174,322	4,598	18.5	82.7
Madera	149,916	2,147	17.9	57.9
Kern	809,903	8,170	17.8	57
Kings	153,268	1,436	17.6	61.2
Merced	252,554	2,008	17	64.3

Poverty Density in California




The Response



The Team

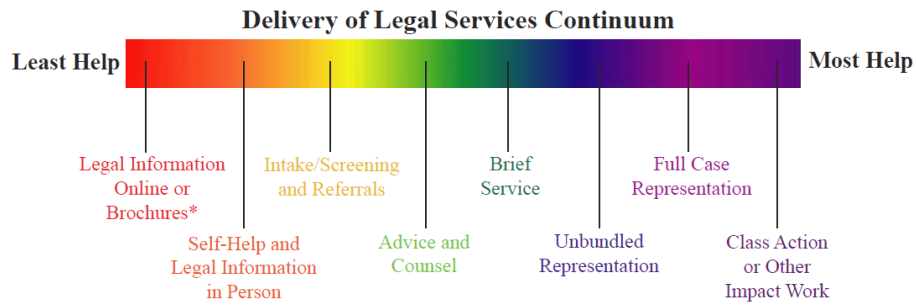
- ❑ 96 IOLTA Legal Services Programs
- ❑ 227,000 State Bar Members
- ❑ Law Schools, Bar Associations, Other Legal Nonprofits, Law Libraries, and the Courts
- ❑ Collaboration – outside the legal profession



2008 Cases Closed by IOLTA-Funded Legal Services Nonprofits

Consumer/Finance	19,990	7.41%
Education or Employment	17,222	6.38%
Family	46,256	17.15%
Juvenile	9,896	3.67%
Health	25,877	9.59%
Housing	60,680	22.49%
Income Maintenance	28,382	10.52%
Immigration	18,761	6.95%
Individual Rights	20,940	7.76%
Misc.	21,763	8.07%
TOTAL CASES	269,767	

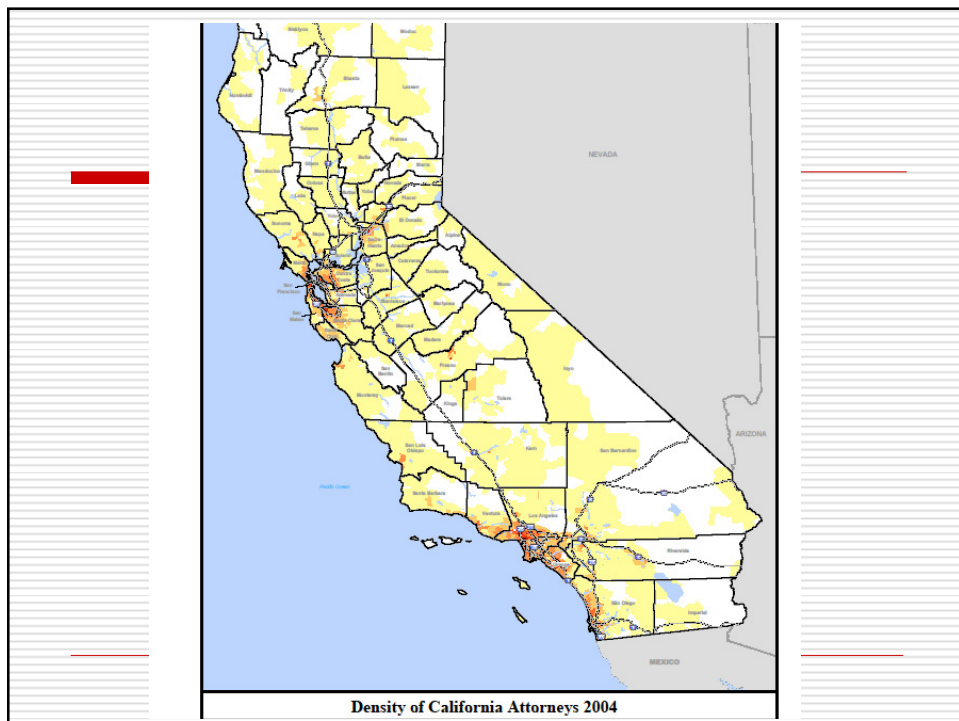
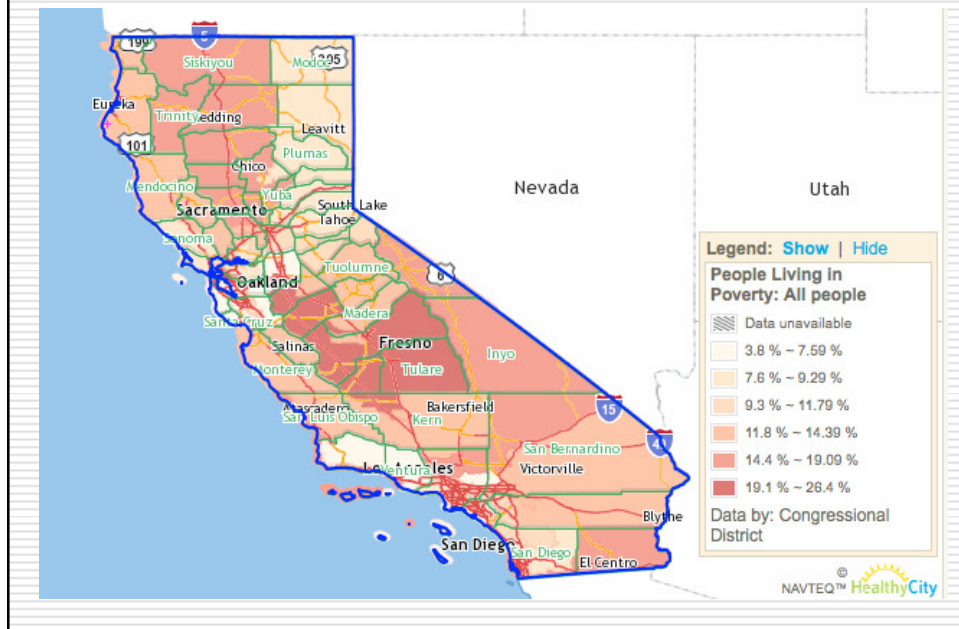
Continuum of Legal Services



*Includes LawHelpCA.org



Poverty Density in California



Attorneys as a Resource



County	Population	Poverty Rate (%)	Population per lawyer	Poverty Population per lawyer
Kings	153,268	17.6	1580	278
Madera	149,916	17.9	1546	277
Merced	252,554	17	1494	254
Imperial	174,322	18.5	1301	241
Tulare	430,974	20.9	1146	240
Glenn	28,018	14.4	1475	212
Modoc	9,747	15.5	1218	189
Tehama	62,093	14.5	1294	188
Colusa	21,945	11.7	1463	171
Kern	809,903	17.8	920	164



Today =
Need + Resources + **Innovation**




Pressing Needs

PRESSING NEED	BREAKOUT SESSION
Language Access	<i>Language Access/Pro Bono</i>
Increased Representation	<i>Impact Work</i>
Foreclosure	<i>Bringing in New Partners</i>
Family Law	<i>Bringing in New Partners</i>
Rural Disparity	<i>Included in Technology</i>
Funding Cuts	<i>Sessions on Technology and Training</i>
Access to Health Care	<i>Medical/Legal Pro Bono</i>

Pixelating the Big Picture

- ☐ Need is huge
- ☐ Everyone is part of the solution
- ☐ Bring in new partners
- ☐ Think outside the box
- ☐ There is no box



Focusing on the Big Picture

☐ COLLABORATION

☐ INNOVATION

☐ SOLUTIONS

☐ THE REAL PEOPLE WHO NEED OUR HELP

